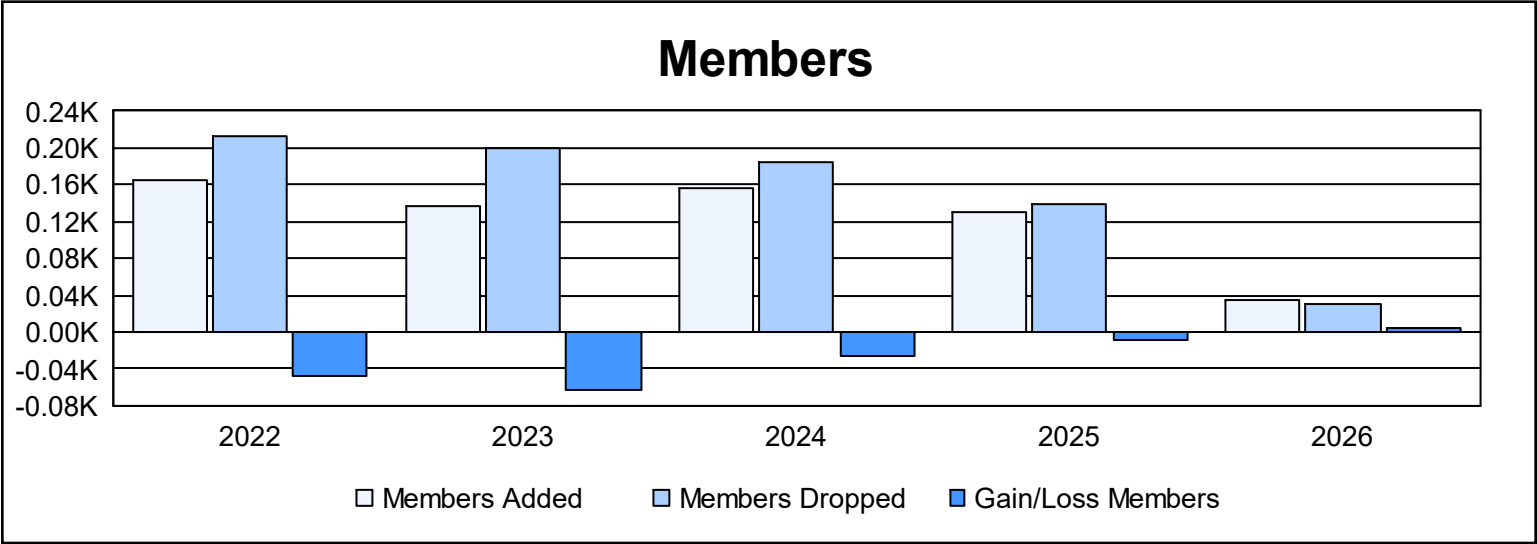
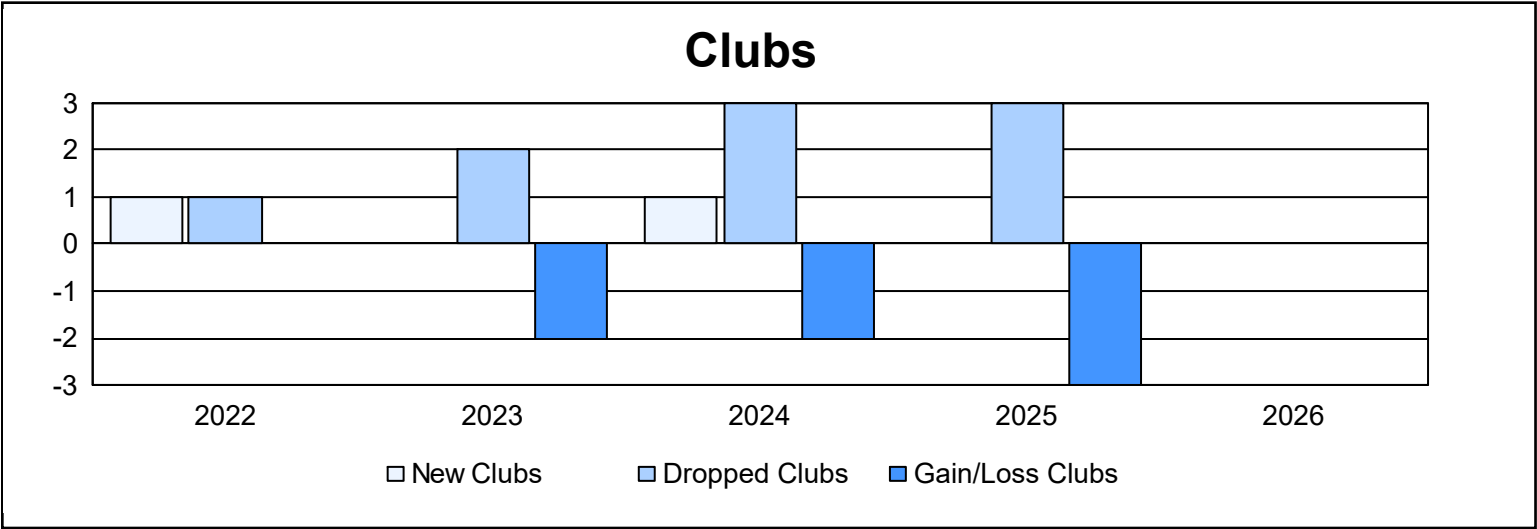
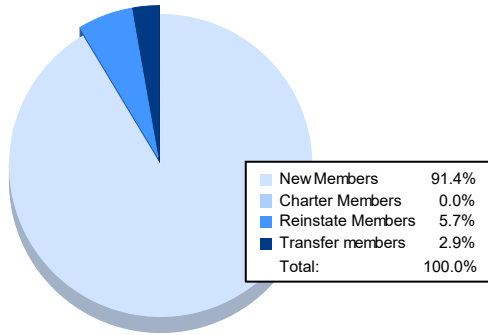


Year	New Clubs	Dropped Clubs	Gain/ Loss Clubs	New Members	Charter Members	Reinstate Members	Transfer Members	Total Member Added	Total Members Dropped	Gain/ Loss Members
2021-2022	1	1	0	128	30	5	3	166	213	-47
2022-2023	0	2	-2	117	2	6	12	137	200	-63
2023-2024	1	3	-2	113	25	15	4	157	184	-27
2024-2025	0	3	-3	120	0	5	6	131	139	-8
2025-2026	0	0	0	32	0	2	1	35	30	5
Average	0	2	-1	102	11	7	5	125	153	-28



### Membership Composition October 2025 Cumulative



### Gender Composition October 2025 Cumulative

